

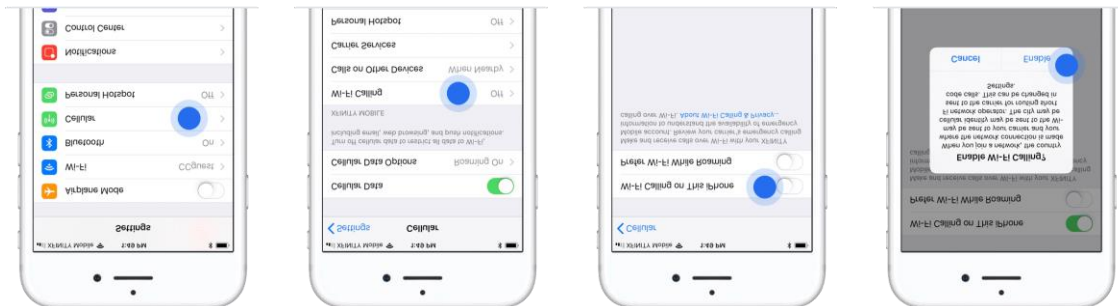
WiFi calling on an iPhone and Android devices

How to set up WiFi calling on an iPhone

Make sure that WiFi is toggled on and that iOS 11.2 or higher is installed.

1. In your iPhone's settings, go to Cellular.
2. Select WiFi Calling.
3. Toggle on the "WiFi calling on this iPhone" switch.
4. Select "Enable" when you see the popup.
5. Follow the instructions to register your emergency address and accept Terms and Conditions.

One additional tip: if you would like for your iPhone to default to calling over WiFi while roaming internationally, toggle on the "Prefer WiFi While Roaming" switch.



You may need to register a physical emergency address to use WiFi calling?



You may need to register a physical address in order to ensure that you're provided with emergency services if you call 911 with WiFi calling.

If you call 911 while using WiFi calling, and the cellular network cannot be used to determine your location, then your call will be directed to emergency responders near the emergency 911 address you register. You should update your emergency 911 address before using WiFi calling in a new location.

How to setup WiFi calling on an Android Samsung or LG device?

First, make sure that the latest operating system is installed on your device and that you have WiFi turned on. Next, follow these instructions:

Samsung

1. In your phone's dialer, go to Settings.
2. Toggle on the WiFi Calling switch.
3. Accept Terms and Conditions and follow the instructions to register your emergency address

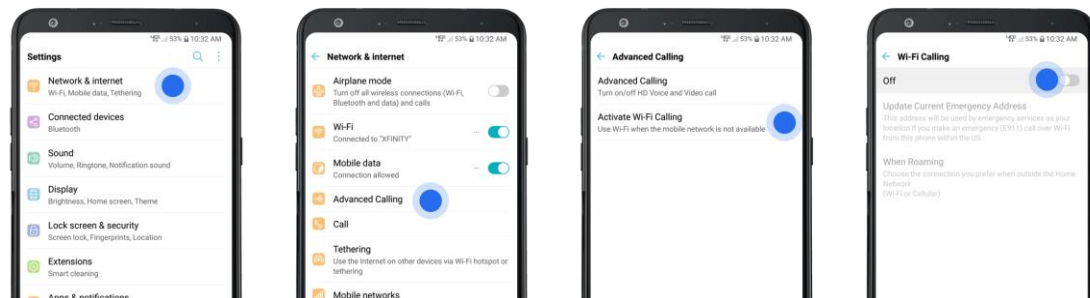
One additional tip: If you want your device to default to calling over WiFi while roaming internationally, toggle on Prefer WiFi While Roaming.



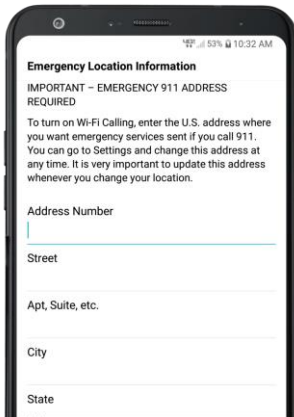
LG

1. Go to Settings > Network & Internet.
2. Select Advanced Calling.
3. Toggle on WiFi Calling.
4. Follow the instructions to register your emergency address and accept Terms and Conditions.

One additional tip: If you want your device to default to calling over WiFi while roaming internationally, toggle on Prefer WiFi While Roaming.



Why do I need to register a physical emergency address to use WiFi calling?



You may be required to register a physical address to ensure that emergency services can reach you if you call 911 with WiFi calling.

If you call 911 while using WiFi calling and the cellular network cannot be used to determine your location, your call will be directed to emergency responders near the emergency 911 address you register. You should update your emergency 911 address before using WiFi calling in a new location.